

Specification

OVP-K6P Video Controller



Version: V1.2 Release Date: 2025.11.21

Update log

Document Version	release time	explain
V1.1	2024-3-1	Update the product front panel
V1.2	2025-11-21	Update the front and rear panels of the product

Catalogue

Overview 14

Feature 14

Description 25

 Front Panel 2 5

 Rear panel 3 6

Specification Parameters 47

Dimension Figure 5 8

Summary


The OVP-K6P is designed for applications such as large hotels, high-end conferences, and bar/KTV venues. The device features six gigabit network ports with high transmission capacity, supports dual-screen display and flexible layout configurations, enables 4K×2K@60Hz image processing and splicing, and supports point-to-point input/output for ultra-high-resolution LED displays, effectively eliminating edge artifacts caused by image magnification.

Characteristic

- ◆ A single unit supports a maximum resolution of 3.93 million pixels, with horizontal resolution up to 8,192 pixels and vertical resolution up to 3,840 pixels.
- ◆ It integrates six Gigabit network ports, enhancing reliability and significantly facilitating remote maintenance of LED displays.
- ◆ Standard RS232 control interface for connection to central control devices;
- ◆ Supports input of adaptive signal source resolution;
- ◆ Supports exporting adaptive display parameter configurations;
- ◆ Supports timed switching of input sources;
- ◆ Supports 1920×1080@60Hz and dual streams of 4K×2K@30Hz;
- ◆ Supports hot backup functionality for input and output screens;
- ◆ Eight user modes can be pre-stored for quick access;
- ◆ Standardly equipped with a 2.0-inch LCD screen, supporting multi-language menu interfaces (Chinese, English, Russian, Vietnamese);
- ◆ The device can be controlled via a liquid crystal menu, panel buttons, the BxSetPro debugging software, or a USB port.


Description

front panel



interface specification	
1	mains switch
2	2.0-inch color LCD screen (320×240)
3	Short press the [OK] button: To enter the main menu or confirm input.
4	ESC key [ESC] – Back key.
5	INPUT distinguish The input source selection area contains six buttons ranging from [HDMI] to [IMG2], corresponding to the input interface labels on the back panel. HDMI 2.0: HDMI 2.0 input source button. HDMI 1.4: HDMI 1.4 input source button DP1.2: DP input source button. VGA: VGA input source button. IMG1–IMG2 keys: Select between the active Window 1 and Window 2, with an LED indicator showing the selected window.
6	FUNCTION Area This area contains partial function shortcut settings, including the following two buttons: [BRIGHT]: Brightness adjustment shortcut key. [Mode]: Switch button between single-screen mode and dual-screen mode. [FREEZE]: Quick shortcut for the static frame function. [BLACK]: Quick shortcut for the black screen function.

Back panel



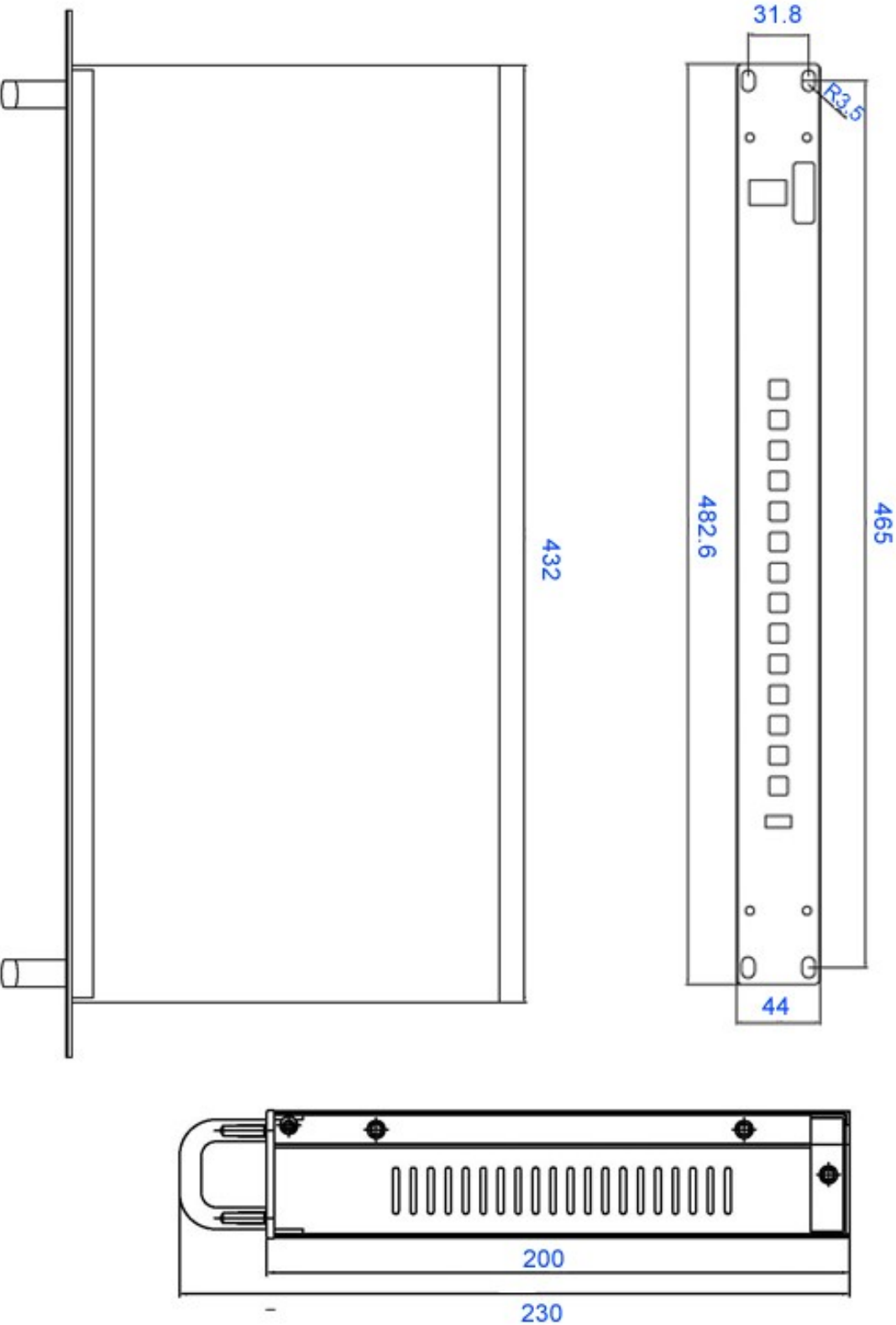
Video output interface		
1	LED1~LED6	6 Gigabit network port outputs connected to the receiving card. Maximum resolution: 3.93 million pixels, width ≤8192, height ≤3840;
Video input interface		
2	HDMI1.4*1	VESA standard: backward compatible with resolutions up to 1920×1080@60Hz, supports HDMI 1.4
3	HDMI2.0*1	VESA standard: backward compatible up to 3840x2160@60Hz, HDMI 2.0
4	DP1.2*1	VESA standard: backward compatible with resolutions up to 3840×2160@60Hz, DP 1.2
5	VGA×1	VESA Standard: 1600×1200@75Hz with backward compatibility
Audio input/output interface		
6	HDMI audio frequency	The HDMI video input port is built-in
	AUDIO_IN	Analog audio input port.
	AUDIO_OUT	Analog audio output port.
control interface		
7	COM	USB control interface
8	LAN	Network Control Interface
9	RS232	Central Control Interface
Power interface		
10	input voltage	100-240V~50/60Hz

Specification Parameters

Overall Specifications of the Device	
input voltage	100-240V~50/60Hz
Total machine power	≤50W
Control Method	LCD menu, panel buttons, BxSetPro debugging software
LCD	2.0-inch color LCD screen, resolution 320×240
Packaging accessories	3-pin main power cable (1.5m × 1 unit), Category 6 flexible Ethernet cable (1.5m × 1 unit), USB-A to B cable (1.5m × 1 unit), HDMI 2.0 flexible cable (1.5m × 2 units), and HDMI-DVI adapter (1 unit)
chassis	Jingang Black Aluminum Panel, 1U Standard Industrial Case
size	482.6mm×230mm×44mm
weight	≤3.8Kg

environmental suitability	
working temperature	-30℃~70℃
ambient humidity	15%~85%

Dimensional drawing



Shanghai Yangbang Technology Co., Ltd.

Address: 7th Floor, Building 88, No.1199 Qinzhou North Road, Xuhui District, Shanghai

Website: www.onbonbx.com 15850351852

Kunshan Optoelectronic Industry Base

Address: No.1299 Fuchunjiang Road, Development Zone, Kunshan City, Jiangsu Province

